

SAMRASS: Fatalities and injuries per commodity/region: Weekly report 2022

(Provisional statistics)

Commodity	Fatalities*						Injuries*		
	Actual						Actual		
	01/01/2021 - 19/04/2021	01/01/2022 - 19/04/2022	% change	Total fatal accidents** 2021	Total fatal accidents** 2022	% change	01/01/2021 - 19/04/2021	01/01/2022 - 19/04/2022	% change
Total	17	15	-12	17	13	-24	619	510	-18
Gold	10	5	-50	10	4	-60	206	145	-30
Coal	1	3	200	1	3	200	42	53	26
Platinum	4	3	-25	4	3	-25	307	241	-21
Other	2	4	100	2	3	50	64	71	11

* Provisional figures

Region	Fatalities*						Injuries*		
	Actual						Actual		
	01/01/2021 - 19/04/2021	01/01/2022 - 19/04/2022	% change	Total fatal accidents	Total fatal accidents	% change	01/01/2021 - 19/04/2021	01/01/2022 - 19/04/2022	% Change
Total	17	15	-12	17	13	-24	619	510	-18
Western Cape	1	0	-100	1	0	-100	2	4	100
Northern Cape	1	1	0	1	1	0	17	17	0
Free State	4	1	-75	4	1	-75	57	49	-14
Eastern Cape	0	0	#DIV/0!	0	0	#DIV/0!	0	0	#DIV/0!
KwaZulu/Natal	0	1	100	0	1	100	4	5	25
Mpumalanga	1	2	100	1	2	100	46	57	24
Limpopo	0	0	#DIV/0!	0	0	#DIV/0!	41	49	20
Gauteng	4	3	-25	4	2	-50	126	71	-44
Klerksdorp	2	1	-50	2	1	-50	34	27	-21
Rustenburg	4	6	50	4	5	25	292	231	-21

* Provisional figures

** Number of accidents in which persons died, catering for multiple fatalities.

All Mines Fatalities per Classification			
Classification	01/01/2021 19/04/2021	01/01/2022- 19/04/2022	% Change
FALL OF GROUND/rockfall	7	1	-86
MACHINERY	0	1	#DIV/0!
TRANSPORTATION AND MINING	4	5	25
GENERAL	4	5	25
CONVEYANCE ACCIDENTS (SHAFT/WINZE)	0	0	#DIV/0!
ELECTRICITY	1	0	-100
FIRES	0	0	#DIV/0!
EXPLOSIVES	0	1	#DIV/0!
SUBSIDENCE OR CAVING	1	0	-100
HEAT SICKNESS	0	0	#DIV/0!
DIVING SICKNESS	0	0	#DIV/0!
OCCUPATIONAL DISEASES	0	0	#DIV/0!
MISCELLANEOUS (specify)	0	2	200
TOTAL	17	15	-12

Gold Mines Fatalities per Classification			
Classification	01/01/2021 19/04/2021	01/01/2022- 19/04/2022	% Change
FALL OF GROUND/rockfall	5	0	-500
MACHINERY	0	0	#DIV/0!
TRANSPORTATION AND MINING	1	3	200
GENERAL	3	1	-67
CONVEYANCE ACCIDENTS (SHAFT/WINZE)	0	0	#DIV/0!
ELECTRICITY	1	0	-100
FIRES	0	0	#DIV/0!
EXPLOSIVES	0	0	#DIV/0!
SUBSIDENCE OR CAVING	0	0	#DIV/0!
HEAT SICKNESS	0	0	#DIV/0!
DIVING SICKNESS	0	0	#DIV/0!
OCCUPATIONAL DISEASES	0	0	#DIV/0!
MISCELLANEOUS (specify)	0	1	100
TOTAL	10	5	-50

Coal Mines Fatalities per Classification			
Classification	01/01/2021 19/04/2021	01/01/2022- 19/04/2022	% Change
FALL OF GROUND/rockfall	0	1	100
MACHINERY	0	0	#DIV/0!
TRANSPORTATION AND MINING	0	0	#DIV/0!
GENERAL	1	1	0
CONVEYANCE ACCIDENTS (SHAFT/WINZE)	0	0	#DIV/0!
ELECTRICITY	0	0	#DIV/0!
FIRES	0	0	#DIV/0!
EXPLOSIVES	0	1	100
SUBSIDENCE OR CAVING	0	0	#DIV/0!
HEAT SICKNESS	0	0	#DIV/0!
DIVING SICKNESS	0	0	#DIV/0!
OCCUPATIONAL DISEASES	0	0	#DIV/0!
MISCELLANEOUS (specify)	0	0	#DIV/0!
TOTAL	1	3	0

Other Mines Fatalities per Classification			
Classification	01/01/2021 19/04/2021	01/01/2022- 19/04/2022	% Change
FALL OF GROUND/rockfall	0	0	#DIV/0!
MACHINERY	0	1	100
TRANSPORTATION AND MINING	1	0	-100
GENERAL	0	2	200
CONVEYANCE ACCIDENTS (SHAFT/WINZE)	0	0	#DIV/0!
ELECTRICITY	0	0	#DIV/0!
FIRES	0	0	#DIV/0!
EXPLOSIVES	0	0	#DIV/0!
SUBSIDENCE OR CAVING	1	0	-100
HEAT SICKNESS	0	0	#DIV/0!
DIVING SICKNESS	0	0	#DIV/0!
OCCUPATIONAL DISEASES	0	0	#DIV/0!
MISCELLANEOUS (specify)	0	1	100
TOTAL	2	4	100

Platinum Mines Fatalities per Classification			
Classification	01/01/2021 19/04/2021	01/01/2022- 19/04/2022	% Change
FALL OF GROUND/rockfall	2	0	-200
MACHINERY	0	0	#DIV/0!
TRANSPORTATION AND MINING	2	2	0
GENERAL	0	1	100
CONVEYANCE ACCIDENTS (SHAFT/WINZE)	0	0	#DIV/0!
ELECTRICITY	0	0	#DIV/0!
FIRES	0	0	#DIV/0!
EXPLOSIVES	0	0	#DIV/0!
SUBSIDENCE OR CAVING	0	0	#DIV/0!
HEAT SICKNESS	0	0	#DIV/0!
DIVING SICKNESS	0	0	#DIV/0!
OCCUPATIONAL DISEASES	0	0	#DIV/0!
MISCELLANEOUS (specify)	0	0	#DIV/0!
TOTAL	4	3	100

All Mines Injuries per Classification			
Classification	01/01/2021-19/04/2021	01/01/2022-19/04/2022	% Change
FALL OF GROUND/rockfall	107	74	-31
MACHINERY	46	42	-9
TRANSPORTATION AND MINING	99	86	-13
GENERAL	347	283	-18
CONVEYANCE ACCIDENTS (SHAFT/WINZE)	7	4	-43
ELECTRICITY (Not causing fire)	3	3	0
FIRES	2	4	100
EXPLOSIVES	0	0	#DIV/0!
SUBSIDENCE OR CAVING	0	0	#DIV/0!
HEAT SICKNESS	3	0	-300
DIVING SICKNESS	0	0	#DIV/0!
OCCUPATIONAL DISEASES	0	0	#DIV/0!
MISCELLANEOUS (specify)	5	14	180
TOTAL	619	510	-18

Gold Mines Injuries per Classification			
Classification	01/01/2021-19/04/2021	01/01/2022-19/04/2022	% Change
FALL OF GROUND/rockfall	55	25	-55
MACHINERY	13	12	-8
TRANSPORTATION AND MINING	33	28	-15
GENERAL	100	78	-22
CONVEYANCE ACCIDENTS (SHAFT/WINZE)	1	0	-100
ELECTRICITY (Not causing fire)	1	0	-100
FIRES	0	0	#DIV/0!
EXPLOSIVES	0	0	#DIV/0!
SUBSIDENCE OR CAVING	0	0	#DIV/0!
HEAT SICKNESS	3	0	-300
DIVING SICKNESS	0	0	#DIV/0!
OCCUPATIONAL DISEASES	0	0	#DIV/0!
MISCELLANEOUS (specify)	0	2	200
TOTAL	206	145	-30

Coal Mines Injuries per Classification			
Classification	01/01/2021-19/04/2021	01/01/2022-19/04/2022	% Change
FALL OF GROUND/rockfall	0	2	200
MACHINERY	5	6	20
TRANSPORTATION AND MINING	9	9	0
GENERAL	27	31	15
CONVEYANCE ACCIDENTS (SHAFT/WINZE)	0	0	#DIV/0!
ELECTRICITY (Not causing fire)	1	1	0
FIRES	0	0	#DIV/0!
EXPLOSIVES	0	0	#DIV/0!
SUBSIDENCE OR CAVING	0	0	#DIV/0!
HEAT SICKNESS	0	0	#DIV/0!
DIVING SICKNESS	0	0	#DIV/0!
OCCUPATIONAL DISEASES	0	0	#DIV/0!
MISCELLANEOUS (specify)	0	4	400
TOTAL	42	53	26

Other Mines Injuries per Classification			
Classification	01/01/2021-19/04/2021	01/01/2022-19/04/2022	% Change
FALL OF GROUND/rockfall	2	2	0
MACHINERY	12	13	8
TRANSPORTATION AND MINING	5	12	140
GENERAL	38	40	5
CONVEYANCE ACCIDENTS (SHAFT/WINZE)	1	0	-100
ELECTRICITY (Not causing fire)	1	1	0
FIRES	2	0	-200
EXPLOSIVES	0	0	#DIV/0!
SUBSIDENCE OR CAVING	0	0	#DIV/0!
HEAT SICKNESS	0	0	#DIV/0!
DIVING SICKNESS	0	0	#DIV/0!
OCCUPATIONAL DISEASES	0	0	#DIV/0!
MISCELLANEOUS (specify)	3	3	0
TOTAL	64	71	11

Platinum Mines Injuries per Classification			
Classification	01/01/2021-19/04/2021	01/01/2022-19/04/2022	% Change
FALL OF GROUND/rockfall	50	45	-10
MACHINERY	16	11	-31
TRANSPORTATION AND MINING	52	37	-29
GENERAL	182	134	-26
CONVEYANCE ACCIDENTS (SHAFT/WINZE)	5	4	-20
ELECTRICITY (Not causing fire)	0	1	100
FIRES	0	4	400
EXPLOSIVES	0	0	#DIV/0!
SUBSIDENCE OR CAVING	0	0	#DIV/0!
HEAT SICKNESS	0	0	#DIV/0!
DIVING SICKNESS	0	0	#DIV/0!
OCCUPATIONAL DISEASES	0	0	#DIV/0!
MISCELLANEOUS (specify)	2	5	150
TOTAL	307	241	-21

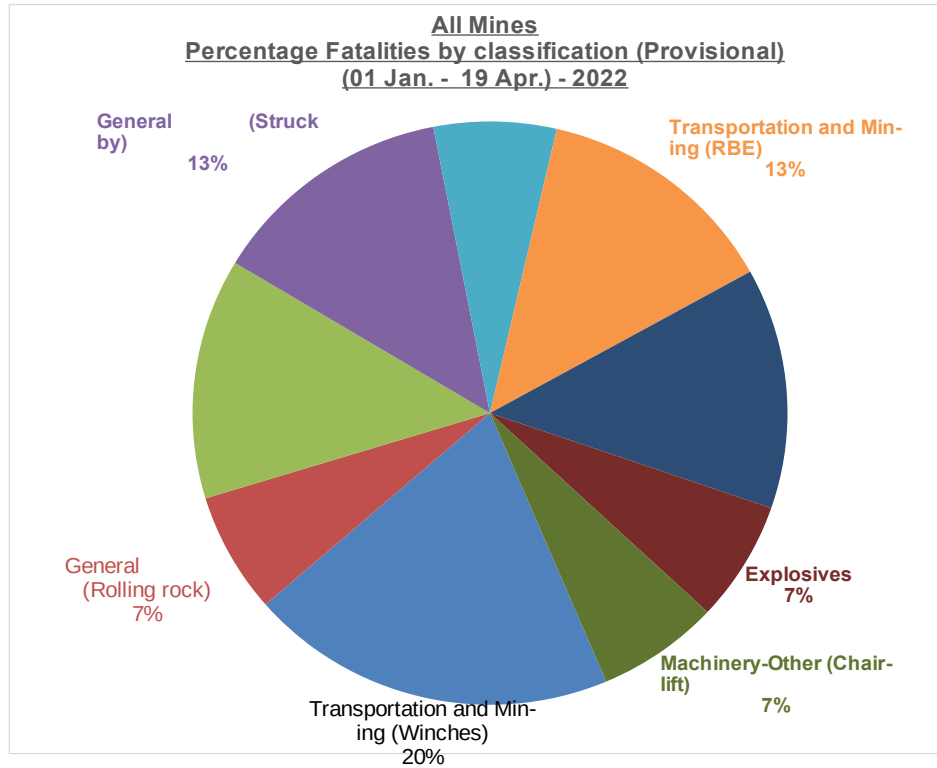
Classification*	Persons Fatally Injured	Percentage
Transportation and Mining (Winches)	3	20%
General (Rolling rock)	1	7%
Miscellaneous	2	13%
General (Struck by)	2	13%
FOG	1	7%
Transportation and Mining (RBE)	2	13%
General (Fell in)	2	13%
Explosives	1	7%
Machinery-Other (Chairlift)	1	7%
TOTAL	15	100%

* provisional

Miscellaneous: Cause of fatality not yet determined.

FOG: Fall of Ground

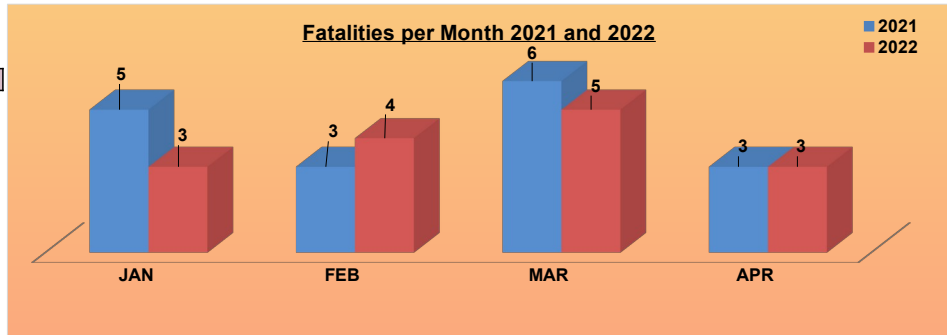
RBE: Railbound Equipment
























2022 April		Provisional statistics					
Region	Mine name	Technical manager	Accident Description	Classification (Provisional)	Number of fatalities	Date	Commodity
KLD			The now deceased Mechanical Loader Driver was fatally injured when the loader that he was operating derailed and his head was caught between the loader bucket and the sidewall. Paramedics were called and declared him deceased on the scene.	Transportation and Mining (RBE)	1	04/04/2022	Gold
RST			Subsequent fatality: On 10 April 2022, the now deceased Artisan Fitter had seemingly fell off the chairlift and was dragged for about 800m when his safety harness was hooked onto the moving chair. He was seen by other employees, who stopped the chairlift. The now deceased was taken to a private hospital in Johannesburg where he succumbed to his injuries on 13 April 2022.	Machinery-Other (Chairlift)	1	13/04/2022	Chrome
RST			The now deceased Winch Operator was fatally injured when he was struck by the 6 inch compressed air pipe that had seemingly detached. He was found by another employee, who had heard the compressed air noise, then went to close the valve, saw the now deceased lying down with blood on his nose and called for assistance. The now deceased was declared deceased by paramedics on surface.	General (Struck by)	1	13/04/2022	Platinum
					3		

	2021	2022	% Change
JAN	5	3	-40
FEB	3	4	33
MAR	6	5	-17
APR	3	3	0
Year	17	15	-12

as on 19-Apr-2022



Fatalities 2022

	Gold	Coal	Platinum	Other	
January	 2	 0	 1	 0	
February	 1	 1	 0	 2	
March	 1	 2	 1	 1	
April	 1	 0	 1	 1	as on 19-
Total:	 5	 3	 3	 4	
Grand total:	 15				

Fatalities 2021

	W Cape	N Cape	F State	E Cape	KZN	Mpumalanga	Limpopo	Gauteng	Klerksdorp	Rustenburg
January	0	0	0	0	0	0	0	2	0	1
February	0	0	1	0	0	1	0	0	0	2
March	0	1	0	0	1	1	0	1	0	1
April	0	0	0	0	0	0	0	0	1	2
Total:	0	1	1	0	1	2	0	3	1	6

as on 19-

Total: 15