

SAMRASS: Fatalities and injuries per commodity/region: Weekly report 2022

(Provisional statistics)

Commodity	Fatalities*						Injuries*		
	Actual						Actual		
	01/01/2021 - 11/04/2021	01/01/2022 - 11/04/2022	% change	Total fatal accidents** 2021	Total fatal accidents** 2022	% change	01/01/2021 - 11/04/2021	01/01/2022 - 11/04/2022	% change
Total	14	13	-7	14	11	-21	558	497	-11
Gold	8	5	-38	8	4	-50	183	143	-22
Coal	1	3	200	1	3	200	36	53	47
Platinum	3	2	-33	3	2	-33	279	238	-15
Other	2	3	100	2	2	0	60	63	5

* Provisional figures

Region	Fatalities*						Injuries*		
	Actual						Actual		
	01/01/2021 - 11/04/2021	01/01/2022 - 11/04/2022	% change	Total fatal accidents	Total fatal accidents	% change	01/01/2021 - 11/04/2021	01/01/2022 - 11/04/2022	% Change
Total	14	13	-7	14	11	-21	558	497	-11
Western Cape	1	0	-100	1	0	-100	2	4	100
Northern Cape	1	1	0	1	1	0	16	15	-6
Free State	4	1	-75	4	1	-75	51	49	-4
Eastern Cape	0	0	#DIV/0!	0	0	#DIV/0!	0	0	#DIV/0!
KwaZulu/Natal	0	1	100	0	1	100	4	5	25
Mpumalanga	1	2	100	1	2	100	40	57	43
Limpopo	0	0	#DIV/0!	0	0	#DIV/0!	38	40	5
Gauteng	2	3	50	2	2	0	111	69	-38
Klerksdorp	2	1	-200	2	1	-50	31	27	-13
Rustenburg	3	4	33	3	3	0	265	231	-13

* Provisional figures

** Number of accidents in which persons died, catering for multiple fatalities.

All Mines Fatalities per Classification			
Classification	01/01/2021 11/04/2021	01/01/2022- 11/04/2022	% Change
FALL OF GROUND/rockfall	6	1	-83
MACHINERY	0	0	#DIV/0!
TRANSPORTATION AND MINING	3	5	67
GENERAL	3	4	33
CONVEYANCE ACCIDENTS (SHAFT/WINZE)	0	0	#DIV/0!
ELECTRICITY	1	0	-100
FIRES	0	0	#DIV/0!
EXPLOSIVES	0	1	#DIV/0!
SUBSIDENCE OR CAVING	1	0	-100
HEAT SICKNESS	0	0	#DIV/0!
DIVING SICKNESS	0	0	#DIV/0!
OCCUPATIONAL DISEASES	0	0	#DIV/0!
MISCELLANEOUS (specify)	0	2	200
TOTAL	14	13	-7

Gold Mines Fatalities per Classification			
Classification	01/01/2021 11/04/2021	01/01/2022- 11/04/2022	% Change
FALL OF GROUND/rockfall	4	0	-400
MACHINERY	0	0	#DIV/0!
TRANSPORTATION AND MINING	1	3	200
GENERAL	2	1	-50
CONVEYANCE ACCIDENTS (SHAFT/WINZE)	0	0	#DIV/0!
ELECTRICITY	1	0	-100
FIRES	0	0	#DIV/0!
EXPLOSIVES	0	0	#DIV/0!
SUBSIDENCE OR CAVING	0	0	#DIV/0!
HEAT SICKNESS	0	0	#DIV/0!
DIVING SICKNESS	0	0	#DIV/0!
OCCUPATIONAL DISEASES	0	0	#DIV/0!
MISCELLANEOUS (specify)	0	1	100
TOTAL	8	5	-38

Coal Mines Fatalities per Classification			
Classification	01/01/2021 11/04/2021	01/01/2022- 11/04/2022	% Change
FALL OF GROUND/rockfall	0	1	100
MACHINERY	0	0	#DIV/0!
TRANSPORTATION AND MINING	0	0	#DIV/0!
GENERAL	1	1	0
CONVEYANCE ACCIDENTS (SHAFT/WINZE)	0	0	#DIV/0!
ELECTRICITY	0	0	#DIV/0!
FIRES	0	0	#DIV/0!
EXPLOSIVES	0	1	100
SUBSIDENCE OR CAVING	0	0	#DIV/0!
HEAT SICKNESS	0	0	#DIV/0!
DIVING SICKNESS	0	0	#DIV/0!
OCCUPATIONAL DISEASES	0	0	#DIV/0!
MISCELLANEOUS (specify)	0	0	#DIV/0!
TOTAL	1	3	0

Other Mines Fatalities per Classification			
Classification	01/01/2021 11/04/2021	01/01/2022- 11/04/2022	% Change
FALL OF GROUND/rockfall	0	0	#DIV/0!
MACHINERY	0	0	#DIV/0!
TRANSPORTATION AND MINING	1	0	-100
GENERAL	0	2	200
CONVEYANCE ACCIDENTS (SHAFT/WINZE)	0	0	#DIV/0!
ELECTRICITY	0	0	#DIV/0!
FIRES	0	0	#DIV/0!
EXPLOSIVES	0	0	#DIV/0!
SUBSIDENCE OR CAVING	1	0	-100
HEAT SICKNESS	0	0	#DIV/0!
DIVING SICKNESS	0	0	#DIV/0!
OCCUPATIONAL DISEASES	0	0	#DIV/0!
MISCELLANEOUS (specify)	0	1	100
TOTAL	2	3	50

Platinum Mines Fatalities per Classification			
Classification	01/01/2021 11/04/2021	01/01/2022- 11/04/2022	% Change
FALL OF GROUND/rockfall	2	0	-200
MACHINERY	0	0	#DIV/0!
TRANSPORTATION AND MINING	1	2	100
GENERAL	0	0	#DIV/0!
CONVEYANCE ACCIDENTS (SHAFT/WINZE)	0	0	#DIV/0!
ELECTRICITY	0	0	#DIV/0!
FIRES	0	0	#DIV/0!
EXPLOSIVES	0	0	#DIV/0!
SUBSIDENCE OR CAVING	0	0	#DIV/0!
HEAT SICKNESS	0	0	#DIV/0!
DIVING SICKNESS	0	0	#DIV/0!
OCCUPATIONAL DISEASES	0	0	#DIV/0!
MISCELLANEOUS (specify)	0	0	#DIV/0!
TOTAL	3	2	100

All Mines Injuries per Classification			
Classification	01/01/2021-11/04/2021	01/01/2022-11/04/2022	% Change
FALL OF GROUND/rockfall	91	71	-22
MACHINERY	41	42	2
TRANSPORTATION AND MINING	91	84	-8
GENERAL	315	275	-13
CONVEYANCE ACCIDENTS (SHAFT/WINZE)	7	4	-43
ELECTRICITY (Not causing fire)	3	3	0
FIRES	2	4	100
EXPLOSIVES	0	0	#DIV/0!
SUBSIDENCE OR CAVING	0	0	#DIV/0!
HEAT SICKNESS	3	0	-300
DIVING SICKNESS	0	0	#DIV/0!
OCCUPATIONAL DISEASES	0	0	#DIV/0!
MISCELLANEOUS (specify)	5	14	180
TOTAL	558	497	-11

Gold Mines Injuries per Classification			
Classification	01/01/2021-11/04/2021	01/01/2022-11/04/2022	% Change
FALL OF GROUND/rockfall	40	23	-43
MACHINERY	11	12	9
TRANSPORTATION AND MINING	32	28	-13
GENERAL	95	78	-18
CONVEYANCE ACCIDENTS (SHAFT/WINZE)	1	0	-100
ELECTRICITY (Not causing fire)	1	0	-100
FIRES	0	0	#DIV/0!
EXPLOSIVES	0	0	#DIV/0!
SUBSIDENCE OR CAVING	0	0	#DIV/0!
HEAT SICKNESS	3	0	-300
DIVING SICKNESS	0	0	#DIV/0!
OCCUPATIONAL DISEASES	0	0	#DIV/0!
MISCELLANEOUS (specify)	0	2	200
TOTAL	183	143	-22

Coal Mines Injuries per Classification			
Classification	01/01/2021-11/04/2021	01/01/2022-11/04/2022	% Change
FALL OF GROUND/rockfall	0	2	200
MACHINERY	4	6	50
TRANSPORTATION AND MINING	9	9	0
GENERAL	22	31	41
CONVEYANCE ACCIDENTS (SHAFT/WINZE)	0	0	#DIV/0!
ELECTRICITY (Not causing fire)	1	1	0
FIRES	0	0	#DIV/0!
EXPLOSIVES	0	0	#DIV/0!
SUBSIDENCE OR CAVING	0	0	#DIV/0!
HEAT SICKNESS	0	0	#DIV/0!
DIVING SICKNESS	0	0	#DIV/0!
OCCUPATIONAL DISEASES	0	0	#DIV/0!
MISCELLANEOUS (specify)	0	4	400
TOTAL	36	53	47

Other Mines Injuries per Classification			
Classification	01/01/2021-11/04/2021	01/01/2022-11/04/2022	% Change
FALL OF GROUND/rockfall	1	1	0
MACHINERY	12	13	8
TRANSPORTATION AND MINING	4	10	150
GENERAL	36	35	-3
CONVEYANCE ACCIDENTS (SHAFT/WINZE)	1	0	-100
ELECTRICITY (Not causing fire)	1	1	0
FIRES	2	0	-200
EXPLOSIVES	0	0	#DIV/0!
SUBSIDENCE OR CAVING	0	0	#DIV/0!
HEAT SICKNESS	0	0	#DIV/0!
DIVING SICKNESS	0	0	#DIV/0!
OCCUPATIONAL DISEASES	0	0	#DIV/0!
MISCELLANEOUS (specify)	3	3	0
TOTAL	60	63	5

Platinum Mines Injuries per Classification			
Classification	01/01/2021-11/04/2021	01/01/2022-11/04/2022	% Change
FALL OF GROUND/rockfall	50	45	-10
MACHINERY	14	11	-21
TRANSPORTATION AND MINING	46	37	-20
GENERAL	162	131	-19
CONVEYANCE ACCIDENTS (SHAFT/WINZE)	5	4	-20
ELECTRICITY (Not causing fire)	0	1	100
FIRES	0	4	400
EXPLOSIVES	0	0	#DIV/0!
SUBSIDENCE OR CAVING	0	0	#DIV/0!
HEAT SICKNESS	0	0	#DIV/0!
DIVING SICKNESS	0	0	#DIV/0!
OCCUPATIONAL DISEASES	0	0	#DIV/0!
MISCELLANEOUS (specify)	2	5	150
TOTAL	279	238	-15

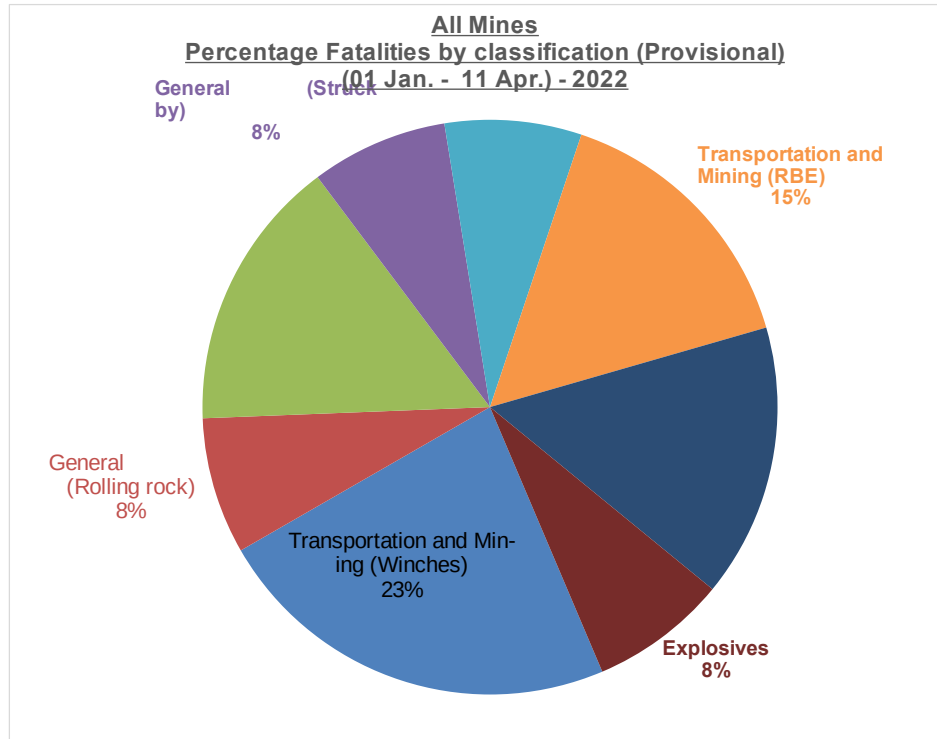
Classification*	Persons Fatally Injured	Percentage
Transportation and Mining (Winches)	3	23%
General (Rolling rock)	1	8%
Miscellaneous	2	15%
General (Struck by)	1	8%
FOG	1	8%
Transportation and Mining (RBE)	2	15%
General (Fell in)	2	15%
Explosives	1	8%
TOTAL	13	100%

* provisional

Miscellaneous: Cause of fatality not yet determined.

FOG: Fall of Ground

RBE: Railbound Equipment























2022 April		Provisional statistics					
Region	Mine name	Technical manager	Accident Description	Classification (Provisional)	Number of fatalities	Date	Commodity
KLD			The now deceased Mechanical Loader Driver was fatally injured when the loader that he was operating derailed and his head was caught between the loader bucket and the sidewall. Paramedics were called and declared him deceased on the scene.	Transportation and Mining (RBE)	1	04/04/2022	Gold
					1		

	2021	2022	% Change
JAN	5	3	-40
FEB	3	4	33
MAR	6	5	-17
APR	0	1	
Year	14	13	-7

as on 11-Apr-2022



Fatalities 2022

	Gold	Coal	Platinum	Other	
January	 2	 0	 1	 0	
February	 1	 1	 0	 2	
March	 1	 2	 1	 1	
April	 1	 0	 0	 0	as on 11-
Total:	 5	 3	 2	 3	
Grand total:	13				

Fatalities 2021

	W Cape	N Cape	F State	E Cape	KZN	Mpumalanga	Limpopo	Gauteng	Klerksdorp	Rustenburg
January	0	0	0	0	0	0	0	2	0	1
February	0	0	1	0	0	1	0	0	0	2
March	0	1	0	0	1	1	0	1	0	1
April	0	0	0	0	0	0	0	0	1	0
Total:	0	1	1	0	1	2	0	3	1	4

as on 11-

Total:	13
---------------	-----------