

## SAMRASS: Fatalities and injuries per commodity/region: Weekly report 2022

(Provisional statistics)

| Commodity | Fatalities*             |                         |          |                              |                              |          | Injuries*               |                         |          |
|-----------|-------------------------|-------------------------|----------|------------------------------|------------------------------|----------|-------------------------|-------------------------|----------|
|           | Actual                  |                         |          |                              |                              |          | Actual                  |                         |          |
|           | 01/01/2021 - 22/03/2021 | 01/01/2022 - 22/03/2022 | % change | Total fatal accidents** 2021 | Total fatal accidents** 2022 | % change | 01/01/2021 - 22/03/2021 | 01/01/2022 - 22/03/2022 | % change |
| Total     | 11                      | 10                      | -9       | 11                           | 8                            | -27      | 460                     | 386                     | -16      |
| Gold      | 7                       | 4                       | -43      | 7                            | 3                            | -57      | 155                     | 116                     | -25      |
| Coal      | 1                       | 2                       | 100      | 1                            | 2                            | 100      | 30                      | 42                      | 40       |
| Platinum  | 2                       | 2                       | 0        | 2                            | 2                            | 0        | 228                     | 174                     | -24      |
| Other     | 1                       | 2                       | 100      | 1                            | 1                            | 0        | 47                      | 54                      | 15       |

\* Provisional figures

| Region        | Fatalities*             |                         |          |                       |                       |          | Injuries*               |                         |          |
|---------------|-------------------------|-------------------------|----------|-----------------------|-----------------------|----------|-------------------------|-------------------------|----------|
|               | Actual                  |                         |          |                       |                       |          | Actual                  |                         |          |
|               | 01/01/2021 - 22/03/2021 | 01/01/2022 - 22/03/2022 | % change | Total fatal accidents | Total fatal accidents | % change | 01/01/2021 - 22/03/2021 | 01/01/2022 - 22/03/2022 | % Change |
| Total         | 11                      | 10                      | -9       | 11                    | 8                     | -27      | 460                     | 386                     | -16      |
| Western Cape  | 0                       | 0                       | #DIV/0!  | 0                     | 0                     | #DIV/0!  | 2                       | 4                       | 100      |
| Northern Cape | 1                       | 0                       | -100     | 1                     | 0                     | -100     | 10                      | 11                      | 10       |
| Free State    | 4                       | 1                       | -400     | 4                     | 1                     | -75      | 44                      | 33                      | -25      |
| Eastern Cape  | 0                       | 0                       | #DIV/0!  | 0                     | 0                     | #DIV/0!  | 0                       | 0                       | #DIV/0!  |
| KwaZulu/Natal | 0                       | 1                       | #DIV/0!  | 0                     | 1                     | 100      | 4                       | 5                       | 25       |
| Mpumalanga    | 1                       | 1                       | 0        | 1                     | 1                     | 0        | 33                      | 45                      | 36       |
| Limpopo       | 0                       | 0                       | #DIV/0!  | 0                     | 0                     | #DIV/0!  | 32                      | 35                      | 9        |
| Gauteng       | 2                       | 3                       | 50       | 2                     | 2                     | 0        | 93                      | 62                      | -33      |
| Klerksdorp    | 1                       | 0                       | -100     | 1                     | 0                     | -100     | 28                      | 21                      | -25      |
| Rustenburg    | 2                       | 4                       | 100      | 2                     | 3                     | 50       | 214                     | 170                     | -21      |

\* Provisional figures

\*\* Number of accidents in which persons died, catering for multiple fatalities.

| All Mines Fatalities per Classification |                          |                           |           |
|---|--------------------------|---------------------------|-----------|
| Classification                          | 01/01/2021<br>22/03/2021 | 01/01/2022-<br>22/03/2022 | % Change  |
| FALL OF GROUND/rockfall                 | 4                        | 1                         | -75       |
| MACHINERY                               | 0                        | 0                         | #DIV/0!   |
| TRANSPORTATION AND MINING               | 2                        | 4                         | 100       |
| GENERAL                                 | 3                        | 3                         | 0         |
| CONVEYANCE ACCIDENTS (SHAFT/WINZE)      | 0                        | 0                         | #DIV/0!   |
| ELECTRICITY                             | 1                        | 0                         | -100      |
| FIRES                                   | 0                        | 0                         | #DIV/0!   |
| EXPLOSIVES                              | 0                        | 0                         | #DIV/0!   |
| SUBSIDENCE OR CAVING                    | 1                        | 0                         | -100      |
| HEAT SICKNESS                           | 0                        | 0                         | #DIV/0!   |
| DIVING SICKNESS                         | 0                        | 0                         | #DIV/0!   |
| OCCUPATIONAL DISEASES                   | 0                        | 0                         | #DIV/0!   |
| MISCELLANEOUS (specify)                 | 0                        | 2                         | 200       |
| <b>TOTAL</b>                            | <b>11</b>                | <b>10</b>                 | <b>-9</b> |

| Gold Mines Fatalities per Classification |                          |                           |            |
|--|--------------------------|---------------------------|------------|
| Classification                           | 01/01/2021<br>22/03/2021 | 01/01/2022-<br>22/03/2022 | % Change   |
| FALL OF GROUND/rockfall                  | 3                        | 0                         | -300       |
| MACHINERY                                | 0                        | 0                         | #DIV/0!    |
| TRANSPORTATION AND MINING                | 1                        | 2                         | 100        |
| GENERAL                                  | 2                        | 1                         | -50        |
| CONVEYANCE ACCIDENTS (SHAFT/WINZE)       | 0                        | 0                         | #DIV/0!    |
| ELECTRICITY                              | 1                        | 0                         | -100       |
| FIRES                                    | 0                        | 0                         | #DIV/0!    |
| EXPLOSIVES                               | 0                        | 0                         | #DIV/0!    |
| SUBSIDENCE OR CAVING                     | 0                        | 0                         | #DIV/0!    |
| HEAT SICKNESS                            | 0                        | 0                         | #DIV/0!    |
| DIVING SICKNESS                          | 0                        | 0                         | #DIV/0!    |
| OCCUPATIONAL DISEASES                    | 0                        | 0                         | #DIV/0!    |
| MISCELLANEOUS (specify)                  | 0                        | 1                         | 100        |
| <b>TOTAL</b>                             | <b>7</b>                 | <b>4</b>                  | <b>-43</b> |

| Coal Mines Fatalities per Classification |                          |                           |          |
|--|--------------------------|---------------------------|----------|
| Classification                           | 01/01/2021<br>22/03/2021 | 01/01/2022-<br>22/03/2022 | % Change |
| FALL OF GROUND/rockfall                  | 0                        | 1                         | 100      |
| MACHINERY                                | 0                        | 0                         | #DIV/0!  |
| TRANSPORTATION AND MINING                | 0                        | 0                         | #DIV/0!  |
| GENERAL                                  | 1                        | 1                         | 0        |
| CONVEYANCE ACCIDENTS (SHAFT/WINZE)       | 0                        | 0                         | #DIV/0!  |
| ELECTRICITY                              | 0                        | 0                         | #DIV/0!  |
| FIRES                                    | 0                        | 0                         | #DIV/0!  |
| EXPLOSIVES                               | 0                        | 0                         | #DIV/0!  |
| SUBSIDENCE OR CAVING                     | 0                        | 0                         | #DIV/0!  |
| HEAT SICKNESS                            | 0                        | 0                         | #DIV/0!  |
| DIVING SICKNESS                          | 0                        | 0                         | #DIV/0!  |
| OCCUPATIONAL DISEASES                    | 0                        | 0                         | #DIV/0!  |
| MISCELLANEOUS (specify)                  | 0                        | 0                         | #DIV/0!  |
| <b>TOTAL</b>                             | <b>1</b>                 | <b>2</b>                  | <b>0</b> |

| Other Mines Fatalities per Classification |                          |                           |            |
|---|--------------------------|---------------------------|------------|
| Classification                            | 01/01/2021<br>22/03/2021 | 01/01/2022-<br>22/03/2022 | % Change   |
| FALL OF GROUND/rockfall                   | 0                        | 0                         | #DIV/0!    |
| MACHINERY                                 | 0                        | 0                         | #DIV/0!    |
| TRANSPORTATION AND MINING                 | 0                        | 0                         | #DIV/0!    |
| GENERAL                                   | 0                        | 1                         | 100        |
| CONVEYANCE ACCIDENTS (SHAFT/WINZE)        | 0                        | 0                         | #DIV/0!    |
| ELECTRICITY                               | 0                        | 0                         | #DIV/0!    |
| FIRES                                     | 0                        | 0                         | #DIV/0!    |
| EXPLOSIVES                                | 0                        | 0                         | #DIV/0!    |
| SUBSIDENCE OR CAVING                      | 1                        | 0                         | -100       |
| HEAT SICKNESS                             | 0                        | 0                         | #DIV/0!    |
| DIVING SICKNESS                           | 0                        | 0                         | #DIV/0!    |
| OCCUPATIONAL DISEASES                     | 0                        | 0                         | #DIV/0!    |
| MISCELLANEOUS (specify)                   | 0                        | 1                         | 100        |
| <b>TOTAL</b>                              | <b>1</b>                 | <b>2</b>                  | <b>100</b> |

| Platinum Mines Fatalities per Classification |                          |                           |            |
|--|--------------------------|---------------------------|------------|
| Classification                               | 01/01/2021<br>22/03/2021 | 01/01/2022-<br>22/03/2022 | % Change   |
| FALL OF GROUND/rockfall                      | 1                        | 0                         | -100       |
| MACHINERY                                    | 0                        | 0                         | #DIV/0!    |
| TRANSPORTATION AND MINING                    | 1                        | 2                         | 100        |
| GENERAL                                      | 0                        | 0                         | #DIV/0!    |
| CONVEYANCE ACCIDENTS (SHAFT/WINZE)           | 0                        | 0                         | #DIV/0!    |
| ELECTRICITY                                  | 0                        | 0                         | #DIV/0!    |
| FIRES  | 0                        | 0                         | #DIV/0!    |
| EXPLOSIVES                                   | 0                        | 0                         | #DIV/0!    |
| SUBSIDENCE OR CAVING                         | 0                        | 0                         | #DIV/0!    |
| HEAT SICKNESS                                | 0                        | 0                         | #DIV/0!    |
| DIVING SICKNESS                              | 0                        | 0                         | #DIV/0!    |
| OCCUPATIONAL DISEASES                        | 0                        | 0                         | #DIV/0!    |
| MISCELLANEOUS (specify)                      | 0                        | 0                         | #DIV/0!    |
| <b>TOTAL</b>                                 | <b>2</b>                 | <b>2</b>                  | <b>100</b> |

| All Mines Injuries per Classification |                       |                       |            |
|---------------------------------------|-----------------------|-----------------------|------------|
| Classification                        | 01/01/2021-22/03/2021 | 01/01/2022-22/03/2022 | % Change   |
| FALL OF GROUND/rockfall               | 69                    | 51                    | -26        |
| MACHINERY                             | 34                    | 37                    | 9          |
| TRANSPORTATION AND MINING             | 80                    | 60                    | -25        |
| GENERAL                               | 260                   | 218                   | -16        |
| CONVEYANCE ACCIDENTS (SHAFT/WINZE)    | 7                     | 2                     | -71        |
| ELECTRICITY (Not causing fire)        | 2                     | 2                     | 0          |
| FIRES                                 | 2                     | 4                     | 100        |
| EXPLOSIVES                            | 0                     | 0                     | #DIV/0!    |
| SUBSIDENCE OR CAVING                  | 0                     | 0                     | #DIV/0!    |
| HEAT SICKNESS                         | 3                     | 0                     | -300       |
| DIVING SICKNESS                       | 0                     | 0                     | #DIV/0!    |
| OCCUPATIONAL DISEASES                 | 0                     | 0                     | #DIV/0!    |
| MISCELLANEOUS (specify)               | 3                     | 12                    | 300        |
| <b>TOTAL</b>                          | <b>460</b>            | <b>386</b>            | <b>-16</b> |

| Gold Mines Injuries per Classification |                       |                       |            |
|--|-----------------------|-----------------------|------------|
| Classification                         | 01/01/2021-22/03/2021 | 01/01/2022-22/03/2022 | % Change   |
| FALL OF GROUND/rockfall                | 32                    | 18                    | -44        |
| MACHINERY                              | 9                     | 12                    | 33         |
| TRANSPORTATION AND MINING              | 28                    | 22                    | -21        |
| GENERAL                                | 81                    | 62                    | -23        |
| CONVEYANCE ACCIDENTS (SHAFT/WINZE)     | 1                     | 0                     | -100       |
| ELECTRICITY (Not causing fire)         | 1                     | 0                     | -100       |
| FIRES                                  | 0                     | 0                     | #DIV/0!    |
| EXPLOSIVES                             | 0                     | 0                     | #DIV/0!    |
| SUBSIDENCE OR CAVING                   | 0                     | 0                     | #DIV/0!    |
| HEAT SICKNESS                          | 3                     | 0                     | -300       |
| DIVING SICKNESS                        | 0                     | 0                     | #DIV/0!    |
| OCCUPATIONAL DISEASES                  | 0                     | 0                     | #DIV/0!    |
| MISCELLANEOUS (specify)                | 0                     | 2                     | 200        |
| <b>TOTAL</b>                           | <b>155</b>            | <b>116</b>            | <b>-28</b> |

| Coal Mines Injuries per Classification |                       |                       |           |
|--|-----------------------|-----------------------|-----------|
| Classification                         | 01/01/2021-22/03/2021 | 01/01/2022-22/03/2022 | % Change  |
| FALL OF GROUND/rockfall                | 0                     | 2                     | 200       |
| MACHINERY                              | 3                     | 5                     | 67        |
| TRANSPORTATION AND MINING              | 8                     | 7                     | -13       |
| GENERAL                                | 18                    | 24                    | 33        |
| CONVEYANCE ACCIDENTS (SHAFT/WINZE)     | 0                     | 0                     | #DIV/0!   |
| ELECTRICITY (Not causing fire)         | 1                     | 0                     | -100      |
| FIRES                                  | 0                     | 0                     | #DIV/0!   |
| EXPLOSIVES                             | 0                     | 0                     | #DIV/0!   |
| SUBSIDENCE OR CAVING                   | 0                     | 0                     | #DIV/0!   |
| HEAT SICKNESS                          | 0                     | 0                     | #DIV/0!   |
| DIVING SICKNESS                        | 0                     | 0                     | #DIV/0!   |
| OCCUPATIONAL DISEASES                  | 0                     | 0                     | #DIV/0!   |
| MISCELLANEOUS (specify)                | 0                     | 4                     | 400       |
| <b>TOTAL</b>                           | <b>30</b>             | <b>42</b>             | <b>40</b> |

| Other Mines Injuries per Classification |                       |                       |           |
|---|-----------------------|-----------------------|-----------|
| Classification                          | 01/01/2021-22/03/2021 | 01/01/2022-22/03/2022 | % Change  |
| FALL OF GROUND/rockfall                 | 0                     | 0                     | #DIV/0!   |
| MACHINERY                               | 9                     | 12                    | 33        |
| TRANSPORTATION AND MINING               | 4                     | 8                     | 100       |
| GENERAL                                 | 29                    | 31                    | 7         |
| CONVEYANCE ACCIDENTS (SHAFT/WINZE)      | 1                     | 0                     | -100      |
| ELECTRICITY (Not causing fire)          | 0                     | 1                     | #DIV/0!   |
| FIRES                                   | 2                     | 0                     | -200      |
| EXPLOSIVES                              | 0                     | 0                     | #DIV/0!   |
| SUBSIDENCE OR CAVING                    | 0                     | 0                     | #DIV/0!   |
| HEAT SICKNESS                           | 0                     | 0                     | #DIV/0!   |
| DIVING SICKNESS                         | 0                     | 0                     | #DIV/0!   |
| OCCUPATIONAL DISEASES                   | 0                     | 0                     | #DIV/0!   |
| MISCELLANEOUS (specify)                 | 2                     | 2                     | 0         |
| <b>TOTAL</b>                            | <b>47</b>             | <b>54</b>             | <b>15</b> |

| Platinum Mines Injuries per Classification |                       |                       |            |
|--|-----------------------|-----------------------|------------|
| Classification                             | 01/01/2021-22/03/2021 | 01/01/2022-22/03/2022 | % Change   |
| FALL OF GROUND/rockfall                    | 37                    | 31                    | -16        |
| MACHINERY                                  | 13                    | 8                     | -38        |
| TRANSPORTATION AND MINING                  | 40                    | 23                    | -43        |
| GENERAL                                    | 132                   | 101                   | -23        |
| CONVEYANCE ACCIDENTS (SHAFT/WINZE)         | 5                     | 2                     | -60        |
| ELECTRICITY (Not causing fire)             | 0                     | 1                     | 100        |
| FIRES                                      | 0                     | 4                     | 400        |
| EXPLOSIVES                                 | 0                     | 0                     | #DIV/0!    |
| SUBSIDENCE OR CAVING                       | 0                     | 0                     | #DIV/0!    |
| HEAT SICKNESS                              | 0                     | 0                     | #DIV/0!    |
| DIVING SICKNESS                            | 0                     | 0                     | #DIV/0!    |
| OCCUPATIONAL DISEASES                      | 0                     | 0                     | #DIV/0!    |
| MISCELLANEOUS (specify)                    | 1                     | 4                     | 300        |
| <b>TOTAL</b>                               | <b>228</b>            | <b>174</b>            | <b>-24</b> |

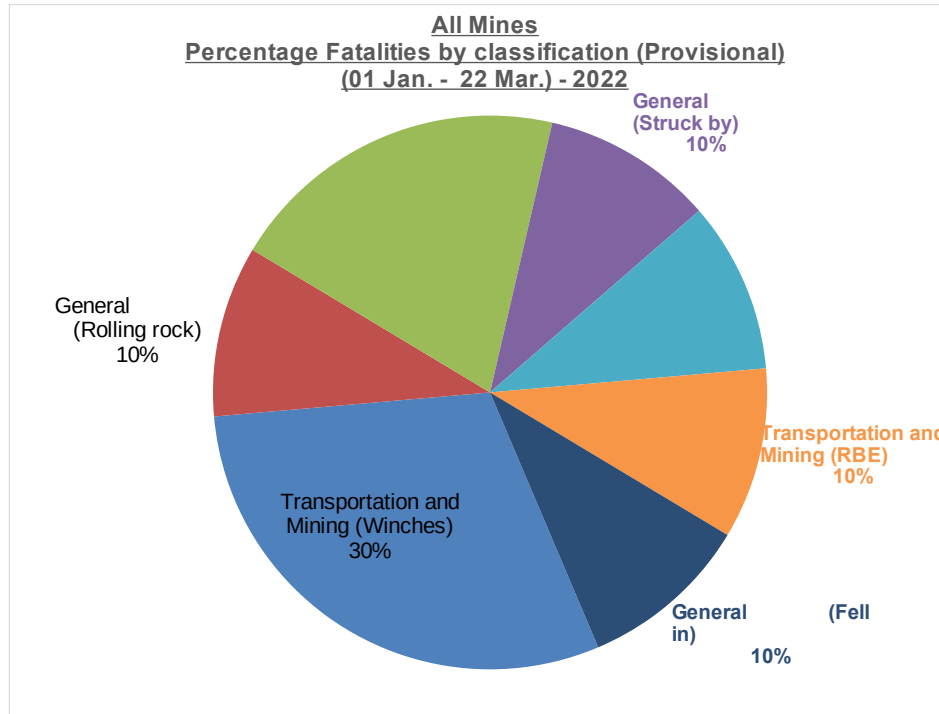
| Classification*                     | Persons Fatally Injured | Percentage  |
|-------------------------------------|-------------------------|-------------|
| Transportation and Mining (Winches) | 3                       | 30%         |
| General (Rolling rock)              | 1                       | 10%         |
| Miscellaneous                       | 2                       | 20%         |
| General (Struck by)                 | 1                       | 10%         |
| FOG                                 | 1                       | 10%         |
| Transportation and Mining (RBE)     | 1                       | 10%         |
| General (Fell in)                   | 1                       | 10%         |
| <b>TOTAL</b>                        | <b>10</b>               | <b>100%</b> |

\* provisional

**Miscellaneous: Cause of fatality not yet determined.**

**FOG: Fall of Ground**

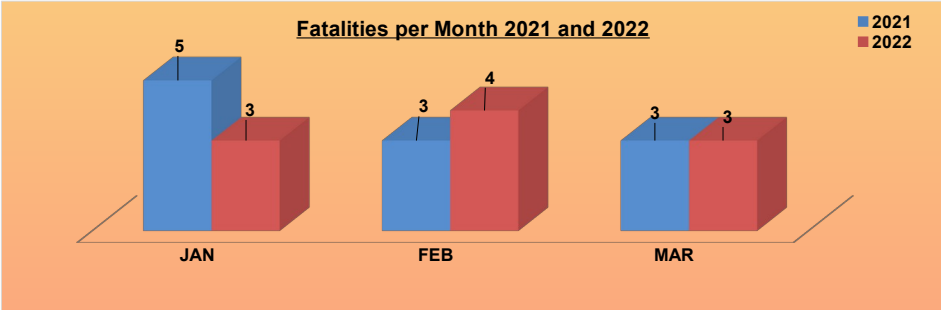
**RBE: Railbound Equipment**



















| 2022 March |           | Provisional statistics |  |                                     |                      |            |           |
|------------|-----------|------------------------|--|-------------------------------------|----------------------|------------|-----------|
| Region     | Mine name | Technical manager      | Accident Description   | Classification (Provisional)        | Number of fatalities | Date       | Commodity |
| GP         |           |                        | The now deceased employee was found pressed by material cars against the sidewall.   | Transportation and Mining (RBE)     | 1                    | 11/03/2022 | Gold      |
| KZN        |           |                        | The now deceased Shiftboss, who was equipping himself to go underground near the lamproom, was chased by a bee and he had run away, then fallen over the incline shaft barricade onto the floor portal. He got badly injured with a broken leg and back injuries and was hospitalised in town, where he later passed away. | General (fell in)                   | 1                    | 19/03/2022 | Coal      |
| RST        |           |                        | The now deceased employee was found lying trapped under the unattended winch, which was still on.  | Transportation and Mining (Winches) | 1                    | 20/03/2022 | Platinum  |
|            |           |                        |  |                                     | <b>3</b>             |            |           |

|      | 2021 | 2022 | % Change |
|------|------|------|----------|
| JAN  | 5    | 3    | -40      |
| FEB  | 3    | 4    | 33       |
| MAR  | 3    | 3    | 0        |
| Year | 11   | 10   | -9       |

as on 22-Mar-2022



**Fatalities 2022**

|                     | Gold  | Coal  | Platinum  | Other   |           |
|---------------------|---|---|---|---|-----------|
| January             |  2 |  0 |  1 |  0 |           |
| February            |  1 |  1 |  0 |  2 |           |
| March               |  1 |  1 |  1 |  0 | as on 22- |
| <b>Total:</b>       |  4 |  2 |  2 |  2 |           |
| <b>Grand total:</b> | <b>10</b>   |   |   |   |           |

**Fatalities 2021**

|               | W Cape   | N Cape   | F State  | E Cape   | KZN      | Mpumalanga | Limpopo  | Gauteng  | Klerksdorp | Rustenburg |
|---------------|----------|----------|----------|----------|----------|------------|----------|----------|------------|------------|
| January       | 0        | 0        | 0        | 0        | 0        | 0          | 0        | 2        | 0          | 1          |
| February      | 0        | 0        | 1        | 0        | 0        | 1          | 0        | 0        | 0          | 2          |
| March         | 0        | 0        | 0        | 0        | 1        | 0          | 0        | 1        | 0          | 1          |
| <b>Total:</b> | <b>0</b> | <b>0</b> | <b>1</b> | <b>0</b> | <b>1</b> | <b>1</b>   | <b>0</b> | <b>3</b> | <b>0</b>   | <b>4</b>   |

as on 22-

**Total: 10**