

SAMRASS: Fatalities and injuries per commodity/region: Weekly report 2022

(Provisional statistics)

Commodity	Fatalities*						Injuries*		
	Actual						Actual		
	01/01/2021 - 28/02/2021	01/01/2022 - 28/02/2022	% change	Total fatal accidents** 2021	Total fatal accidents** 2022	% change	01/01/2021 - 28/02/2021	01/01/2022 - 28/02/2022	% change
Total	8	6	-25	8	4	-50	334	219	-34
Gold	6	2	-67	6	1	-83	116	67	-42
Coal	1	1	0	1	1	0	22	26	18
Platinum	1	1	0	1	1	0	154	95	-38
Other	0	2	200	0	1	100	42	31	-26

* Provisional figures

Region	Fatalities*						Injuries*		
	Actual						Actual		
	01/01/2021 - 28/02/2021	01/01/2022 - 28/02/2022	% change	Total fatal accidents	Total fatal accidents	% change	01/01/2021 - 28/02/2021	01/01/2022 - 28/02/2022	% Change
Total	8	6	-25	8	4	-50	334	219	-34
Western Cape	0	0	#DIV/0!	0	0	#DIV/0!	2	0	-200
Northern Cape	0	0	#DIV/0!	0	0	#DIV/0!	9	10	11
Free State	4	0	-400	4	0	-400	32	18	-44
Eastern Cape	0	0	#DIV/0!	0	0	#DIV/0!	0	0	#DIV/0!
KwaZulu/Natal	0	0	#DIV/0!	0	0	#DIV/0!	2	0	-200
Mpumalanga	1	1	0	1	1	0	25	27	8
Limpopo	0	0	#DIV/0!	0	0	#DIV/0!	26	19	-27
Gauteng	2	2	0	2	1	-50	70	37	-47
Klerksdorp	0	0	#DIV/0!	0	0	#DIV/0!	23	13	-43
Rustenburg	1	3	200	1	2	100	145	95	-34

* Provisional figures

** Number of accidents in which persons died, catering for multiple fatalities.

All Mines Fatalities per Classification			
Classification	01/01/2021 21/02/2021	01/01/2022- 21/02/2022	% Change
FALL OF GROUND/rockfall	4	1	-400
MACHINERY	0	0	#DIV/0!
TRANSPORTATION AND MINING	1	1	0
GENERAL	3	2	-33
CONVEYANCE ACCIDENTS (SHAFT/WINZE)	0	0	#DIV/0!
ELECTRICITY	0	0	#DIV/0!
FIRES	0	0	#DIV/0!
EXPLOSIVES	0	0	#DIV/0!
SUBSIDENCE OR CAVING	0	0	#DIV/0!
HEAT SICKNESS	0	0	#DIV/0!
DIVING SICKNESS	0	0	#DIV/0!
OCCUPATIONAL DISEASES	0	0	#DIV/0!
MISCELLANEOUS (specify)	0	2	200
TOTAL	8	6	-25

Gold Mines Fatalities per Classification			
Classification	01/01/2021 21/02/2021	01/01/2022- 21/02/2022	% Change
FALL OF GROUND/rockfall	3	0	-300
MACHINERY	0	0	#DIV/0!
TRANSPORTATION AND MINING	1	0	-100
GENERAL	2	1	-200
CONVEYANCE ACCIDENTS (SHAFT/WINZE)	0	0	#DIV/0!
ELECTRICITY	0	0	#DIV/0!
FIRES	0	0	#DIV/0!
EXPLOSIVES	0	0	#DIV/0!
SUBSIDENCE OR CAVING	0	0	#DIV/0!
HEAT SICKNESS	0	0	#DIV/0!
DIVING SICKNESS	0	0	#DIV/0!
OCCUPATIONAL DISEASES	0	0	#DIV/0!
MISCELLANEOUS (specify)	0	1	100
TOTAL	6	2	-67

Coal Mines Fatalities per Classification			
Classification	01/01/2021 21/02/2021	01/01/2022- 21/02/2022	% Change
FALL OF GROUND/rockfall	0	1	100
MACHINERY	0	0	#DIV/0!
TRANSPORTATION AND MINING	0	0	#DIV/0!
GENERAL	1	0	-100
CONVEYANCE ACCIDENTS (SHAFT/WINZE)	0	0	#DIV/0!
ELECTRICITY	0	0	#DIV/0!
FIRES	0	0	#DIV/0!
EXPLOSIVES	0	0	#DIV/0!
SUBSIDENCE OR CAVING	0	0	#DIV/0!
HEAT SICKNESS	0	0	#DIV/0!
DIVING SICKNESS	0	0	#DIV/0!
OCCUPATIONAL DISEASES	0	0	#DIV/0!
MISCELLANEOUS (specify)	0	0	#DIV/0!
TOTAL	1	1	0

Other Mines Fatalities per Classification			
Classification	01/01/2021 21/02/2021	01/01/2022- 21/02/2022	% Change
FALL OF GROUND/rockfall	0	0	#DIV/0!
MACHINERY	0	0	#DIV/0!
TRANSPORTATION AND MINING	0	0	#DIV/0!
GENERAL	0	1	100
CONVEYANCE ACCIDENTS (SHAFT/WINZE)	0	0	#DIV/0!
ELECTRICITY	0	0	#DIV/0!
FIRES	0	0	#DIV/0!
EXPLOSIVES	0	0	#DIV/0!
SUBSIDENCE OR CAVING	0	0	#DIV/0!
HEAT SICKNESS	0	0	#DIV/0!
DIVING SICKNESS	0	0	#DIV/0!
OCCUPATIONAL DISEASES	0	0	#DIV/0!
MISCELLANEOUS (specify)	0	1	100
TOTAL	0	2	#DIV/0!

Platinum Mines Fatalities per Classification			
Classification	01/01/2021 21/02/2021	01/01/2022- 21/02/2022	% Change
FALL OF GROUND/rockfall	1	0	-100
MACHINERY	0	0	#DIV/0!
TRANSPORTATION AND MINING	0	1	100
GENERAL	0	0	#DIV/0!
CONVEYANCE ACCIDENTS (SHAFT/WINZE)	0	0	#DIV/0!
ELECTRICITY	0	0	#DIV/0!
FIRES	0	0	#DIV/0!
EXPLOSIVES	0	0	#DIV/0!
SUBSIDENCE OR CAVING	0	0	#DIV/0!
HEAT SICKNESS	0	0	#DIV/0!
DIVING SICKNESS	0	0	#DIV/0!
OCCUPATIONAL DISEASES	0	0	#DIV/0!
MISCELLANEOUS (specify)	0	0	#DIV/0!
TOTAL	1	1	100

All Mines Injuries per Classification			
Classification	01/01/2021-28/02/2021	01/01/2022-28/02/2022	% Change
FALL OF GROUND/rockfall	51	28	-45
MACHINERY	26	24	-8
TRANSPORTATION AND MINING	58	35	-40
GENERAL	178	123	-31
CONVEYANCE ACCIDENTS (SHAFT/WINZE)	6	2	-67
ELECTRICITY (Not causing fire)	2	0	-300
FIRES	0	0	#DIV/0!
EXPLOSIVES	0	0	#DIV/0!
SUBSIDENCE OR CAVING	0	0	#DIV/0!
HEAT SICKNESS	3	0	-300
DIVING SICKNESS	0	0	#DIV/0!
OCCUPATIONAL DISEASES	0	0	#DIV/0!
MISCELLANEOUS (specify)	10	7	-30
TOTAL	334	219	-34

Gold Mines Injuries per Classification			
Classification	01/01/2021-28/02/2021	01/01/2022-28/02/2022	% Change
FALL OF GROUND/rockfall	23	8	-65
MACHINERY	6	9	50
TRANSPORTATION AND MINING	22	14	-36
GENERAL	59	35	-41
CONVEYANCE ACCIDENTS (SHAFT/WINZE)	1	0	-100
ELECTRICITY (Not causing fire)	1	0	-100
FIRES	0	0	#DIV/0!
EXPLOSIVES	0	0	#DIV/0!
SUBSIDENCE OR CAVING	0	0	#DIV/0!
HEAT SICKNESS	3	0	-300
DIVING SICKNESS	0	0	#DIV/0!
OCCUPATIONAL DISEASES	0	0	#DIV/0!
MISCELLANEOUS (specify)	1	1	0
TOTAL	116	67	-42

Coal Mines Injuries per Classification			
Classification	01/01/2021-28/02/2021	01/01/2022-28/02/2022	% Change
FALL OF GROUND/rockfall	0	1	100
MACHINERY	3	3	0
TRANSPORTATION AND MINING	6	2	-67
GENERAL	10	18	80
CONVEYANCE ACCIDENTS (SHAFT/WINZE)	0	0	#DIV/0!
ELECTRICITY (Not causing fire)	1	0	-100
FIRES	0	0	#DIV/0!
EXPLOSIVES	0	0	#DIV/0!
SUBSIDENCE OR CAVING	0	0	#DIV/0!
HEAT SICKNESS	0	0	#DIV/0!
DIVING SICKNESS	0	0	#DIV/0!
OCCUPATIONAL DISEASES	0	0	#DIV/0!
MISCELLANEOUS (specify)	2	2	0
TOTAL	22	26	18

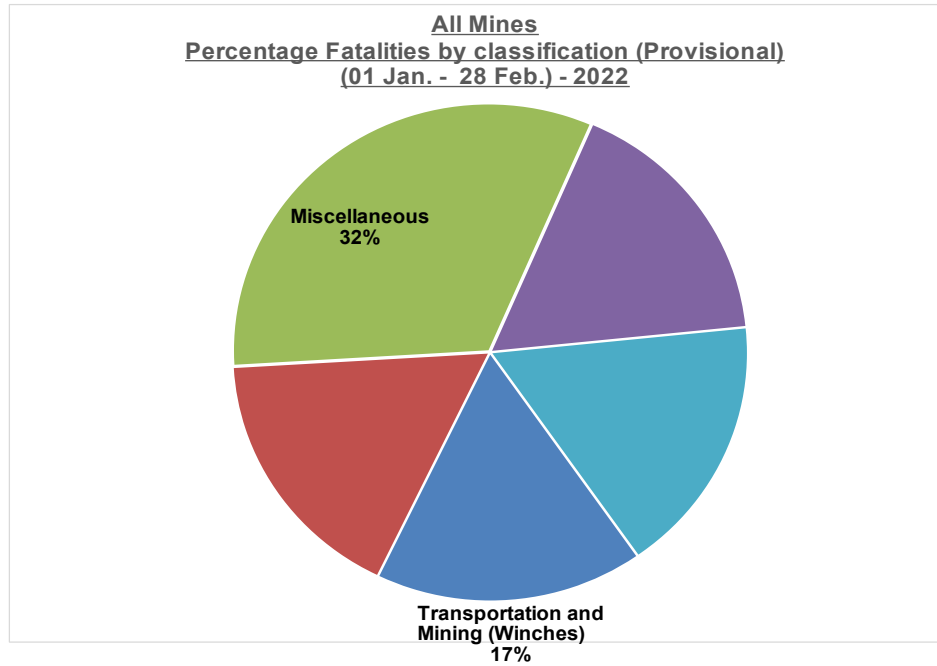
Other Mines Injuries per Classification			
Classification	01/01/2021-28/02/2021	01/01/2022-28/02/2022	% Change
FALL OF GROUND/rockfall	0	0	#DIV/0!
MACHINERY	9	9	0
TRANSPORTATION AND MINING	3	5	67
GENERAL	25	16	-36
CONVEYANCE ACCIDENTS (SHAFT/WINZE)	1	0	-100
ELECTRICITY (Not causing fire)	0	0	#DIV/0!
FIRES	0	0	#DIV/0!
EXPLOSIVES	0	0	#DIV/0!
SUBSIDENCE OR CAVING	0	0	#DIV/0!
HEAT SICKNESS	0	0	#DIV/0!
DIVING SICKNESS	0	0	#DIV/0!
OCCUPATIONAL DISEASES	0	0	#DIV/0!
MISCELLANEOUS (specify)	4	1	-75
TOTAL	42	31	-26

Platinum Mines Injuries per Classification			
Classification	01/01/2021-28/02/2021	01/01/2022-28/02/2022	% Change
FALL OF GROUND/rockfall	28	19	-32
MACHINERY	8	3	-63
TRANSPORTATION AND MINING	27	14	-48
GENERAL	84	54	-36
CONVEYANCE ACCIDENTS (SHAFT/WINZE)	4	2	-50
ELECTRICITY (Not causing fire)	0	0	#DIV/0!
FIRES	0	0	#DIV/0!
EXPLOSIVES	0	0	#DIV/0!
SUBSIDENCE OR CAVING	0	0	#DIV/0!
HEAT SICKNESS	0	0	#DIV/0!
DIVING SICKNESS	0	0	#DIV/0!
OCCUPATIONAL DISEASES	0	0	#DIV/0!
MISCELLANEOUS (specify)	3	3	0
TOTAL	154	95	-38

Classification*	Persons Fatally Injured	Percentage
Transportation and Mining (Winches)	1	17%
General (Rolling rock)	1	17%
Miscellaneous	2	32%
General (Struck by)	1	17%
FOG	1	17%
TOTAL	6	100%

* provisional

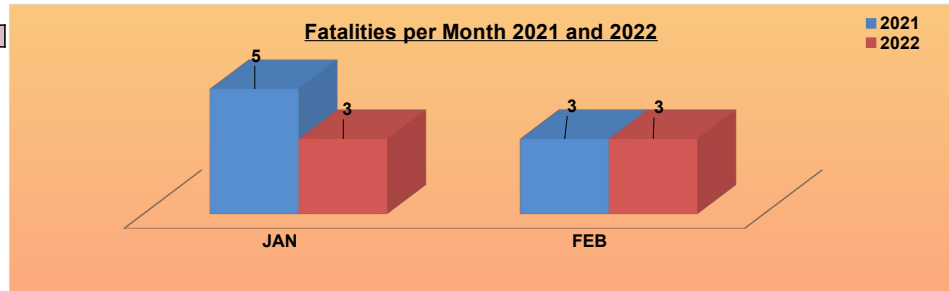
Miscellaneous: Cause of fatality not yet determined.
FOG: Fall of Ground
















2022 February		Provisional statistics					
Region	Mine name	Technical manager	Accident Description	Classification (Provisional)	Number of fatalities	Date	Commodity
RST			The now deceased Pump Attendant was seen lying on the floor at chairlift nr 2. There are no witnesses of what could have happened. The now deceased had already used chairlifts nrs 5, 4 and 3 as part of his egress route.	Misellaneous	1	01/02/2022	Chrome
RST			The now deceased Diesel Machanic was fatally injured when he was struck by the H-frame of a Front End Loader that had been stuck some distance from the ground since 20 January 2022, when it lowered uncontrolled during a fault finding process.	General (Struck by)	1	16/02/2022	Granite
MP			The now deceased Shiftboss, who was working as a Miner for the shift, was fatally injured in a fall of ground accident. After inspecting the heading and proceeding out, a piece of coal dislodged from the pillar and fell onto the now deceased.	FOG	1	27/02/2022	Coal
					3		

	2021	2022	% Change
JAN	5	3	-40
FEB	3	3	0
Year	8	6	-25

as on 28-Feb-2022



Fatalities 2022

	Gold	Coal	Platinum	Other	
January	 2	 0	 1	 0	
February	 0	 1	 0	 2	as on 28-
Total:	 2	 1	 1	 2	
Grand total:	 6				

Fatalities 2021

	W Cape	N Cape	F State	E Cape	KZN	Mpumalanga	Limpopo	Gauteng	Klerksdorp	Rustenburg
January	0	0	0	0	0	0	0	2	0	1
February	0	0	0	0	0	1	0	0	0	2 as on 28-
Total:	0	0	0	0	0	1	0	2	0	3

Total:	6
---------------	----------