

## SAMRASS: Fatalities and injuries per commodity/region: Weekly report 2021

(Provisional statistics)

	Fatalities*						Injuries*		
	Actual						Actual		
	01/01/2020 - 31/01/2020	01/01/2021 - 31/01/2021	% change	Total fatal accidents** 2020	Total fatal accidents** 2021	% change	01/01/2020 - 31/01/2020	01/01/2021 - 31/01/2021	% change
Total	4	5	25	4	5	25	151	52	-66
Gold	1	4	300	1	4	300	49	16	-67
Coal	1	0	-100	1	0	-100	14	0	-1400
Platinum	1	1	0	1	1	0	58	30	-48
Other	1	0	-100	1	0	-100	30	6	-80

\* Provisional figures

Region	Fatalities*						Injuries*		
	Actual						Actual		
	01/01/2020 - 31/01/2020	01/01/2021 - 31/01/2021	% change	Total fatal accidents	Total fatal accidents	% change	01/01/2020 - 31/01/2020	01/01/2021 - 31/01/2021	% Change
Total	4	5	25	4	5	25	151	52	-66
Western Cape	0	0	0	0	0	0	0	0	0
Northern Cape	1	0	-100	1	0	-100	10	0	-1000
Free State	1	3	200	1	3	200	17	0	-1700
Eastern Cape	0	0	0	0	0	0	0	0	0
KwaZulu/Natal	1	0	-100	1	0	-100	3	0	-300
Mpumalanga	0	0	0	0	0	0	12	0	-1200
Limpopo	0	0	0	0	0	0	17	12	-29
Gauteng	0	1	100	0	1	100	28	10	-64
Klerksdorp	0	0	0	0	0	0	7	6	-14
Rustenburg	1	1	0	1	1	0	57	24	-58

\* Provisional figures

\*\* Number of accidents in which persons died, catering for multiple fatalities.

All Mines Fatalities per Classification			
Classification	01/01/2020 31/01/2020	01/01/2021- 31/01/2021	% Change
FALL OF GROUND/rockfall	3	2	-33
MACHINERY	0	0	0
TRANSPORTATION AND MINING	0	1	0
GENERAL	1	2	100
CONVEYANCE ACCIDENTS (SHAFT/WINZE)	0	0	0
ELECTRICITY	0	0	0
FIRES	0	0	0
EXPLOSIVES	0	0	0
SUBSIDENCE OR CAVING	0	0	0
HEAT SICKNESS	0	0	0
DIVING SICKNESS	0	0	0
OCCUPATIONAL DISEASES	0	0	0
MISCELLANEOUS (specify)	0	0	0
TOTAL	4	5	25

Gold Mines Fatalities per Classification			
Classification	01/01/2020 31/01/2020	01/01/2021- 31/01/2021	% Change
FALL OF GROUND/rockfall	0	1	100
MACHINERY	0	0	0
TRANSPORTATION AND MINING	0	1	100
GENERAL	1	2	100
CONVEYANCE ACCIDENTS (SHAFT/WINZE)	0	0	0
ELECTRICITY	0	0	0
FIRES	0	0	0
EXPLOSIVES	0	0	0
SUBSIDENCE OR CAVING	0	0	0
HEAT SICKNESS	0	0	0
DIVING SICKNESS	0	0	0
OCCUPATIONAL DISEASES	0	0	0
MISCELLANEOUS (specify)	0	0	0
TOTAL	1	4	300

Coal Mines Fatalities per Classification			
Classification	01/01/2020 31/01/2020	01/01/2021- 31/01/2021	% Change
FALL OF GROUND/rockfall	1	0	-100
MACHINERY	0	0	0
TRANSPORTATION AND MINING	0	0	0
GENERAL	0	0	0
CONVEYANCE ACCIDENTS (SHAFT/WINZE)	0	0	0
ELECTRICITY	0	0	0
FIRES	0	0	0
EXPLOSIVES	0	0	0
SUBSIDENCE OR CAVING	0	0	0
HEAT SICKNESS	0	0	0
DIVING SICKNESS	0	0	0
OCCUPATIONAL DISEASES	0	0	0
MISCELLANEOUS (specify)	0	0	0
TOTAL	1	0	-100

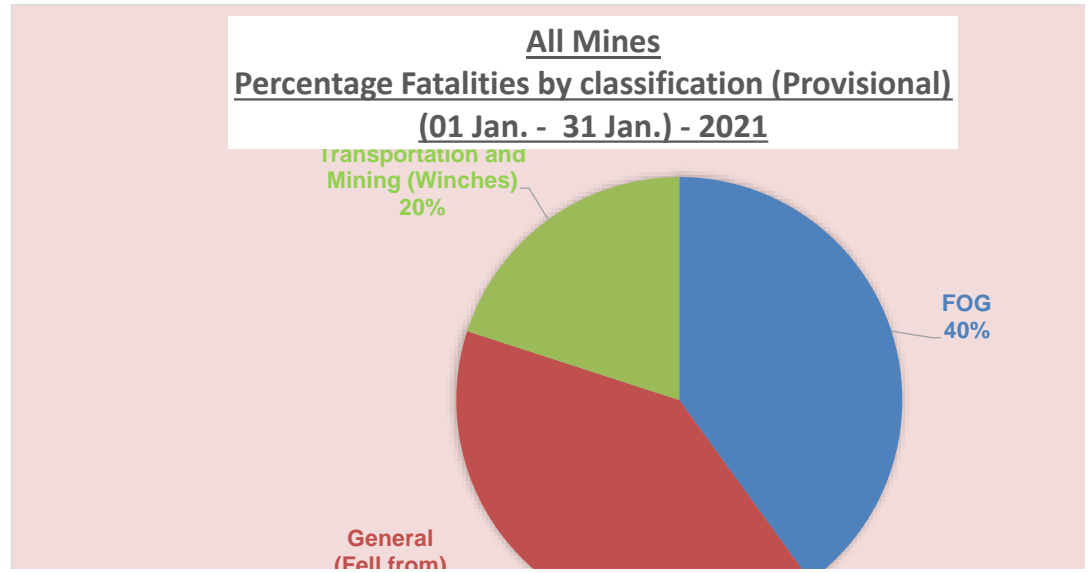
Other Mines Fatalities per Classification			
Classification	01/01/2020 31/01/2020	01/01/2021- 31/01/2021	% Change
FALL OF GROUND/rockfall	1	0	-100
MACHINERY	0	0	0
TRANSPORTATION AND MINING	0	0	0
GENERAL	0	0	0
CONVEYANCE ACCIDENTS (SHAFT/WINZE)	0	0	0
ELECTRICITY	0	0	0
FIRES	0	0	0
EXPLOSIVES	0	0	0
SUBSIDENCE OR CAVING	0	0	0
HEAT SICKNESS	0	0	0
DIVING SICKNESS	0	0	0
OCCUPATIONAL DISEASES	0	0	0
MISCELLANEOUS (specify)	0	0	0
TOTAL	1	0	-100

Platinum Mines Fatalities per Classification			
Classification	01/01/2020 31/01/2020	01/01/2021- 31/01/2021	% Change
FALL OF GROUND/rockfall	1	1	0
MACHINERY	0	0	0
TRANSPORTATION AND MINING	0	0	0
GENERAL	0	0	0
CONVEYANCE ACCIDENTS (SHAFT/WINZE)	0	0	0
ELECTRICITY	0	0	0
FIRES	0	0	0
EXPLOSIVES	0	0	0
SUBSIDENCE OR CAVING	0	0	0
HEAT SICKNESS	0	0	0
DIVING SICKNESS	0	0	0
OCCUPATIONAL DISEASES	0	0	0
MISCELLANEOUS (specify)	0	0	0
TOTAL	1	1	0

Classification*	Persons Fatally Injured	Percentage
FOG	2	40%
General (Fell from)	2	40%
Transportation and Mining (Winches)	1	20%
<b>TOTAL</b>	<b>5</b>	<b>100%</b>

\* provisional

**FOG: Fall of Ground**



All Mines Injuries per Classification			
Classification	01/01/2020-31/01/2020	01/01/2021-31/01/2021	% Change
FALL OF GROUND/rockfall	29	8	-72
MACHINERY	11	5	-55
TRANSPORTATION AND MINING	24	10	-58
GENERAL	82	27	-67
CONVEYANCE ACCIDENTS (SHAFT/WINZE)	2	0	-200
ELECTRICITY (Not causing fire)	1	1	0
FIRES	0	0	0
EXPLOSIVES	0	0	0
SUBSIDENCE OR CAVING	0	0	0
HEAT SICKNESS	0	0	0
DIVING SICKNESS	0	0	0
OCCUPATIONAL DISEASES	0	0	0
MISCELLANEOUS (specify)	2	1	-50
<b>TOTAL</b>	<b>151</b>	<b>52</b>	<b>-66</b>

Gold Mines Injuries per Classification			
Classification	01/01/2020-31/01/2020	01/01/2021-31/01/2021	% Change
FALL OF GROUND/rockfall	18	3	-83
MACHINERY	3	1	-67
TRANSPORTATION AND MINING	6	3	-50
GENERAL	21	7	-67
CONVEYANCE ACCIDENTS (SHAFT/WINZE)	1	0	-100
ELECTRICITY (Not causing fire)	0	1	100
FIRES	0	0	0
EXPLOSIVES	0	0	0
SUBSIDENCE OR CAVING	0	0	0
HEAT SICKNESS	0	0	0
DIVING SICKNESS	0	0	0
OCCUPATIONAL DISEASES	0	0	0
MISCELLANEOUS (specify)	0	1	100
<b>TOTAL</b>	<b>49</b>	<b>16</b>	<b>-67</b>

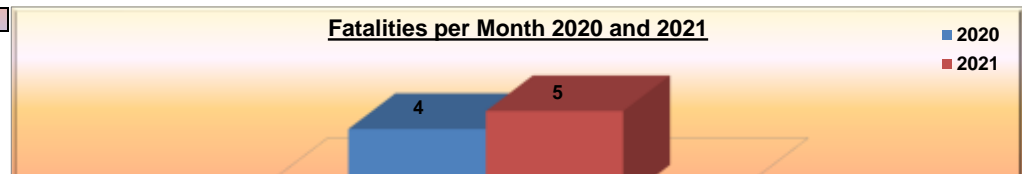
Coal Mines Injuries per Classification			
Classification	01/01/2020-31/01/2020	01/01/2021-31/01/2021	% Change
FALL OF GROUND/rockfall	1	0	-100
MACHINERY	1	0	-100
TRANSPORTATION AND MINING	2	0	-200
GENERAL	10	0	-1000
CONVEYANCE ACCIDENTS (SHAFT/WINZE)	0	0	0
ELECTRICITY (Not causing fire)	0	0	0
FIRES	0	0	0
EXPLOSIVES	0	0	0
SUBSIDENCE OR CAVING	0	0	0
HEAT SICKNESS	0	0	0
DIVING SICKNESS	0	0	0
OCCUPATIONAL DISEASES	0	0	0
MISCELLANEOUS (specify)	0	0	0
<b>TOTAL</b>	<b>14</b>	<b>0</b>	<b>-1200</b>

Other Mines Injuries per Classification			
Classification	01/01/2020-31/01/2020	01/01/2021-31/01/2021	% Change
FALL OF GROUND/rockfall	2	0	-200
MACHINERY	3	3	0
TRANSPORTATION AND MINING	6	0	-600
GENERAL	18	3	-83
CONVEYANCE ACCIDENTS (SHAFT/WINZE)	0	0	0
ELECTRICITY (Not causing fire)	0	0	0
FIRES	0	0	0
EXPLOSIVES	0	0	0
SUBSIDENCE OR CAVING	0	0	0
HEAT SICKNESS	0	0	0
DIVING SICKNESS	0	0	0
OCCUPATIONAL DISEASES	0	0	0
MISCELLANEOUS (specify)	1	0	-100
<b>TOTAL</b>	<b>30</b>	<b>6</b>	<b>-80</b>









Platinum Mines Injuries per Classification			
Classification	01/01/2020-31/01/2020	01/01/2021-31/01/2021	% Change
FALL OF GROUND/rockfall	8	5	-38
MACHINERY	4	1	-400
TRANSPORTATION AND MINING	10	7	-30
GENERAL	33	17	-48
CONVEYANCE ACCIDENTS (SHAFT/WINZE)	1	0	-100
ELECTRICITY (Not causing fire)	1	0	-100
FIRES	0	0	0
EXPLOSIVES	0	0	0
SUBSIDENCE OR CAVING	0	0	0
HEAT SICKNESS	0	0	0
DIVING SICKNESS	0	0	0
OCCUPATIONAL DISEASES	0	0	0
MISCELLANEOUS (specify)	1	0	-100
<b>TOTAL</b>	<b>58</b>	<b>30</b>	<b>-48</b>

2021 January		Provisional statistics					
Region	Mine name	Technical manager	Accident Description	Classification (Provisional)	Number of fatalities	Date	Commodity
GP			The now deceased Development Team Leader was fatally injured when he fell from the development orepass.	General (Fell from)	1	08/01/2021	Gold
FS			The now deceased Rock Drill Operator (RDO) was fatally injured in a gravity induced fall of ground accident that occurred seven (7) meters from the face between the backfill pack. The now deceased and another RDO were in the process of pulling in the face scraper ropes when the fall of ground occurred. They were both rescued with vital signs. Later, on arrival of paramedics, the now deceased was declared not having vital signs. The other RDO is in a stable condition and was transported to hospital.	FOG	1	13/01/2021	Gold
FS			Subsequent fatality: The now deceased building maintenance contractor employee had fallen through one of the transparent fireglass roof sheetings on 17/01/2021. He was alone on the roof and was found lying on the floor inside the workshop. He was treated for head injuries in town but subsequently passed away 9 days later.	General (Fell from)	1	26/01/2021	Gold
FS			Subsequent fatality: The now deceased employee had suspectedly entered the gully near the face position, whilst the winch driver had stopped the winch to remove a power plate from the tip area on 22/01/2021. It is suspected that the winch driver had started the winch without warning and the now deceased was injured by the scraper rope and sustained multiple injuries. He was treated underground and then transferred to a private hospital where he was in Intensive Care Unit for further treatment. He regrettably succumbed to injuries on 28/01/2021 in hospital.	Transportation and Mining (Winches)	1	28/01/2021	Gold
RST			The now deceased Pipes, Tracks and Ventilation crew member was fatally injured in a fall of ground accident. He was busy installing capsuled resin in the holes with a lance in the hanging wall when a rock of unknown size fell from the hanging wall and fatally injured him.	FOG	1	28/01/2021	Platinum
					5		

	2020	2021	% Change	
JAN	4	5	25	as on 31-01-2021
Year	4	5	25	



Fatalities 2020

	Gold	Coal	Platinum	Other
January	 4	 0	 1	 0
Total:	 4	 0	 1	 0
Grand total:	5			

Fatalities 2021

	W Cape	N Cape	F State	E Cape	KZN	Mpumalanga	Limpopo	Gauteng	Klerksdorp	Rustenburg
January	0	0	3	0	0	0	0	1	0	1
Total:	0	0	3	0	0	0	0	1	0	1

Total: 5